

# Student Success Funding

---

---

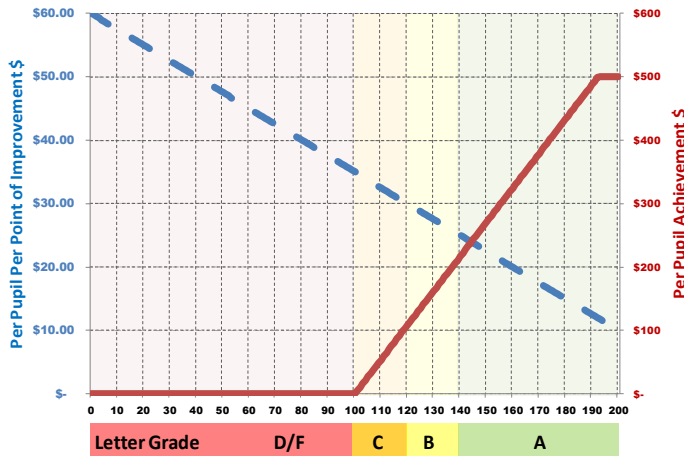
November 2013

# Updating to the Proposal

- To clarify our goal—To reward schools who help students to succeed
- To address concerns voiced by the school community and others
- To prevent creating additional roadblocks to accountability reform in the future

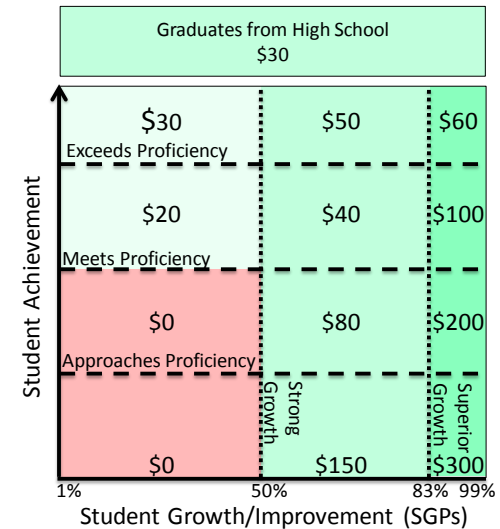
# Old Proposal

**K-12 Performance Funding  
Based on District and  
Charter School  
Letter Grades**



# New Proposal

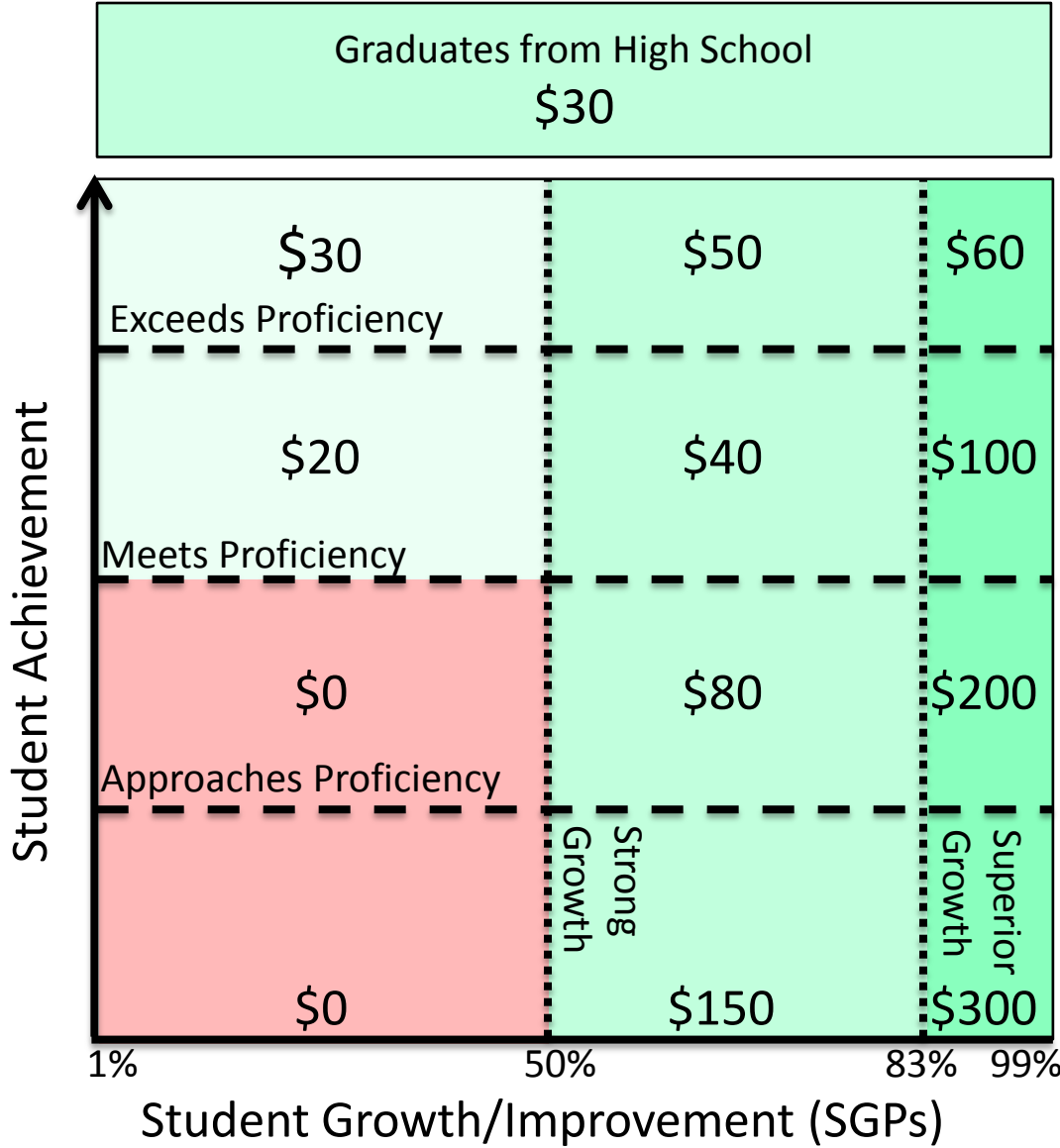
**Student Success Funding  
Based on Individual  
Student Success Metrics**



## Other Major Changes

- All new dollars
- Student growth heavily weighted

# Student Success Funding



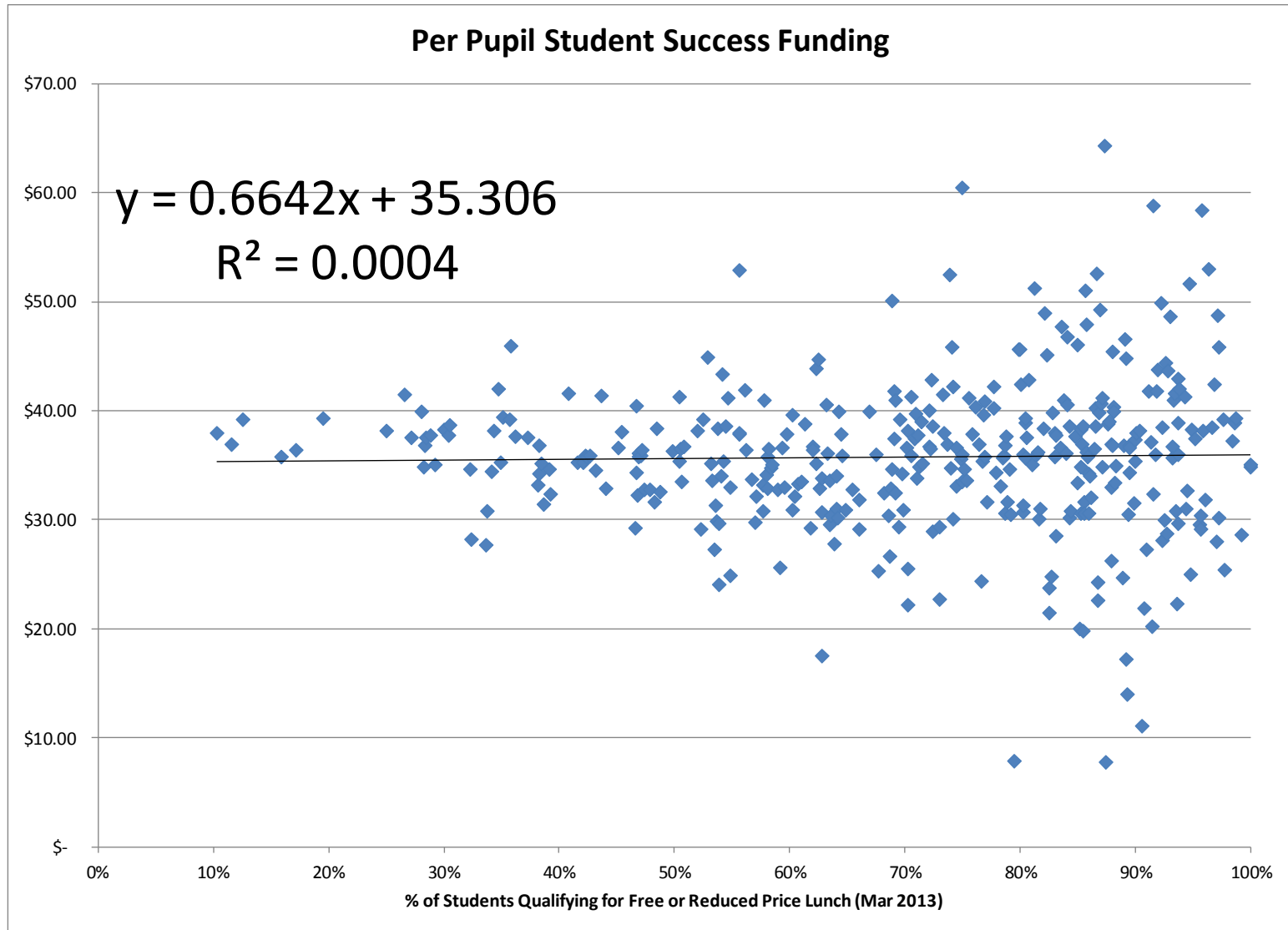
# Student Success Funding

## Multipliers by Grade

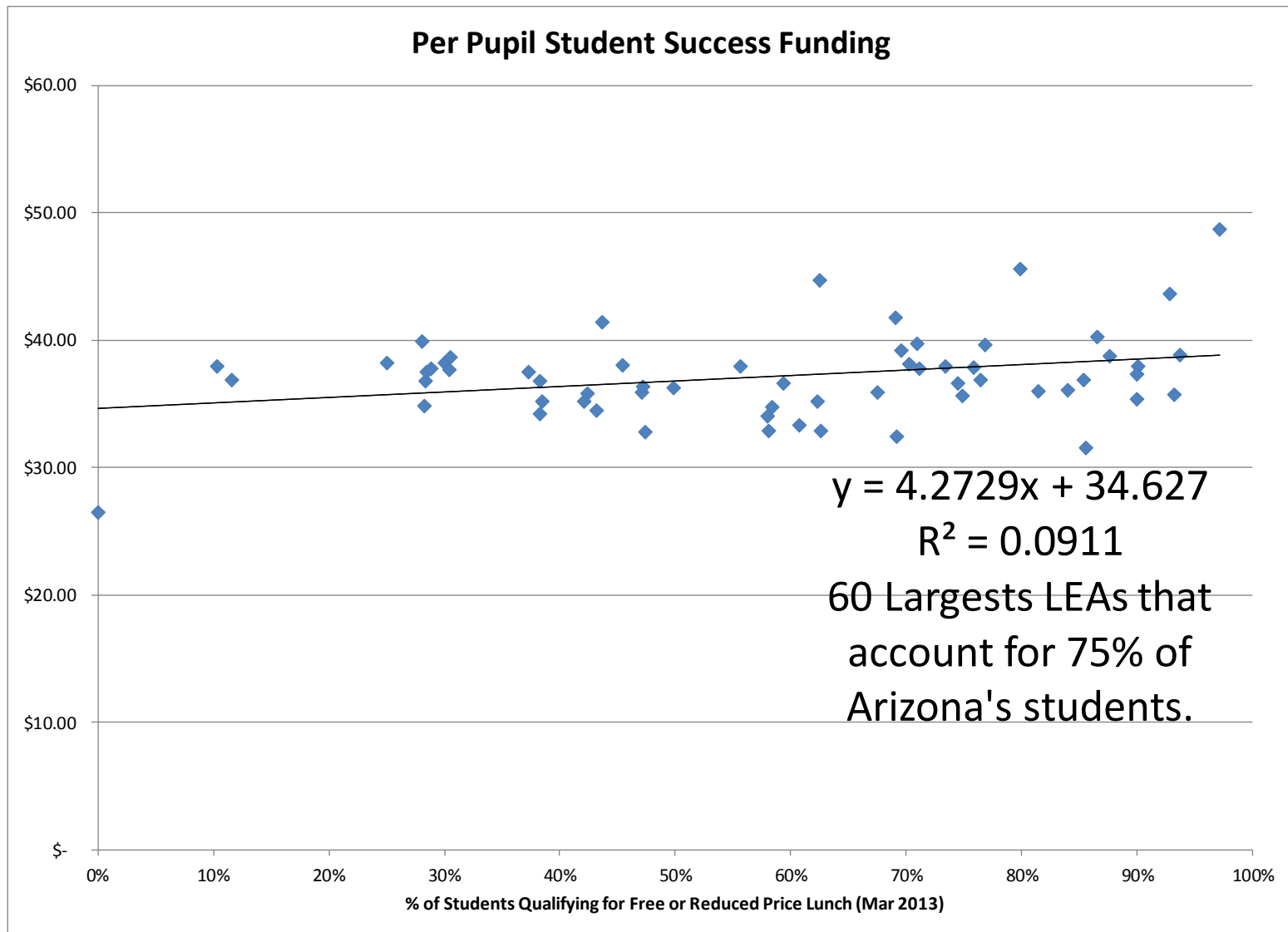
State Assessment	Grades K-2	Grades 3-8	Grade 9	Grade 10	Grade 11	Grade 12
<b>AIMS</b>	Average per student amount in tested grades	SSF achievement and growth	Average per student amount in tested grades	SSF achievement and growth	Average per student amount in tested grades	SSF graduates
<b>New Assessment</b>	Average per student amount in tested grades	SSF achievement and growth	SSF achievement and growth	SSF achievement and growth	SSF achievement and growth	SSF graduates



# Student Success Funding



# Student Success Funding



# Student Success Funding

Factor	Total
Math	\$ 11,289,500
ELA	\$ 10,410,100
Graduates	\$ 1,881,500
Untested Grades	\$ 16,675,400
<b>Total</b>	<b>\$ 40,256,500</b>

Avg. Payment	
Charters	\$ 33.97
Districts	\$ 36.98

School Type	
Unified/Elementary	\$ 36.57
High School	\$ 36.54

LEA Size	
Greater Than 5,000	\$ 37.07
Less than 5,000	\$ 35.09





# Implementation Proposals

- Transition to a new assessment
  - Use FY 2015 allocations for FY 2016
  - Restructure multipliers for FY 2017 and beyond
- Budget structure for dollars
  - Pattern after the Instructional Improvement Fund, without any restrictions
- Process to develop better outcome measures/evaluate effectiveness of student success funding

# Student Success Funding

Next Steps...

